

S • S-500LN

Small size sand pump

Features

- No other brand can compare with this S-series for its high abrasion-resistance in the 220W/500W class.
- The pump is specially designed to handle water containing sand.
- The rubber legs absorb shocks in order not to damage a floor surface.

Uses

- Civil engineering & construction
- Building facility

Special Specifications

Please specify voltage for each pump on your order.
Please contact us for custom specifications.

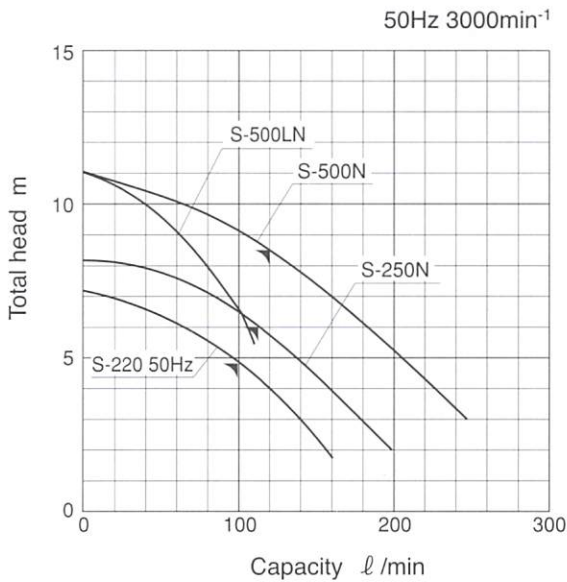


S-500LN

Standard Specifications

Pumping Fluid	Type of Fluid	Natural water, Filty water, Sewage
	Fluid Temperature	0-40°C (Without freezing)
Structure	Impeller	semi-open
	Shaft Seal	Double Mechanical Seal (SiC×SiC)
	Bearing	Ball bearing
Material	Casing	Plastic
	Impeller	Plastic
	Shaft	SUS420J2
Motor	Type	Original motor
	Power	1 Phase 100V
	Pole	2 Pole

Performance Curve



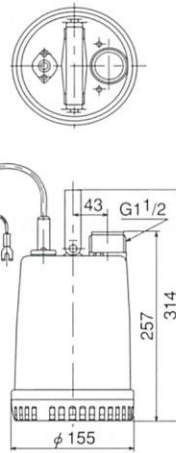
Specifications

Bore mm	Model	Capacity l/min	Total head m	Output W	Weight kg
25	S-500LN	Max. 110	Max. 11	500	10.0
40	S-220	100	5	220	6.0
	S-250N	110	6	250	9.4
50	S-500N	120	8.5	500	9.5

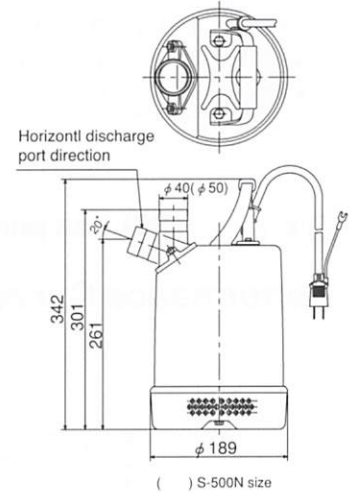
50Hz 3000min⁻¹

Size

S-220



S-250N, S-500N



S-500L can pump up lower than 1 mm water level.

S-500LN

