


# EP

Disel engine



## Features

- Large discharge capacities.
- Overwhelming high performance of self-priming.
- Capable of pumping muddy water.

## Standard Specifications

Pumping Fluid	Type of Fluid	Natural water, Filty water
	Fluid Temperature	0-40°C (Without freezing)
Structure	Impeller	semi-open (EP-7, EP-8, EP-9) closed (EP-10, EP-11)
	Shaft Seal	Gland Packing
	Bearing	Ball bearing
Material	Casing	FC200
	Impeller	FC200
	Shaft	SUS420J2
Flange	JIS10K, thin	

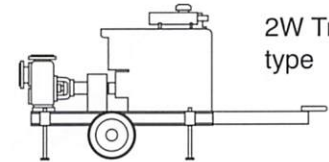

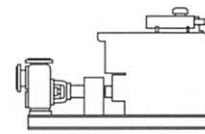
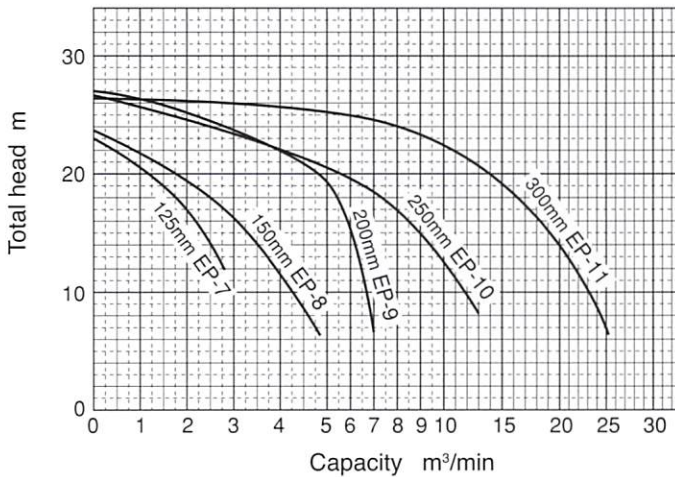
## Uses

- Emergency draining
- Irrigation
- Pumping for water piping, gas piping, cable work


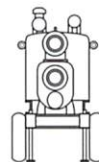
## Special Specifications

Please contact us for custom specifications.

## Performance Curve



2W Trailer type



4W Trailer type

## Specifications

Model	EP-7	EP-8	EP-9	EP-10	EP-11
Bore (mm)	125	150	200	250	300
Capacity (m³/min)	Max. 3.8	Max. 4.8	Max. 6.5	Max. 15	Max. 30
Total Head (m)	Max. 21	Max. 22	Max. 25	Max. 20	Max. 25
Speed (min <sup>-1</sup> )	1800			1400	1100
Engine type	Water-cooled, 4-cycle, disel engine				
Displacement	2179 mℓ			4329 mℓ	6494 mℓ
Continuous output (kW/rpm)	25/1800			45/1400	86/1650
Fuel	Disel Light Oil				
Fuel Tank capacity	40 ℓ			94 ℓ	
Starter	Electric starter				
Dry weight (kg)	1130	1150	1200	2700	3400